

SMALLMOUTH BASS

By Tom Sexton



Tom Sexton

LIFE TONE[®] PAINTING INSTRUCTIONS

1. #100 BASECOAT SEALER—Spray or brush 3 medium-heavy coats on entire fish.
2. #701 OFF WHITE—Spray lightly on lower 1/2 of fish. Spray heavier on bottom of belly, progressively fading out as you proceed up the side. Spray mouth interior, gill flaps, gills, and membrane areas on head.
3. #972 SILVER PEARL—Apply a moderate coat to lower 1/3 of fish.
4. #975 CHROME PEARLESCENT—Spray center of side from head to tail. (Figure 1)
5. #932 GOLD PEARL—Spray upper 2/3 of fish. Spray heavier on top, lighter as you spray down the side. Spray edges of lips, and rear edge of maxillary plate. (Figure 2)
6. #100 BASECOAT SEALER—Spray moderate-heavy coat over entire fish.
7. #371 CANDY BRIGHT YELLOW—Spray over upper 2/3 of fish—heavier on top, lighter as you work down the side. Mist on all fins to give slight yellow hue. Spray edges of lips and maxillary plate.




Figure 1




Figure 2




Figure 3




Figure 4

8. #452 TRANSPARENT MEDIUM GREEN—Spray over upper 1/3 of fish, then mist everywhere the Candy Bright Yellow was sprayed in step #7.
9. SMALLMOUTH BROWN—Mix 5 volumes #201 Rich Brown with 1 volume #404 Black Green. Thin this mixture 100% and apply all spots and markings. Mist over upper 1/2 of fish to alter hue slightly. (Figure 3)
10. #531 NEON BLUE—Spray on lower 1/3 of fish until a slight blue hue is detected. (Figure 4)
11. #102 NATURAL FLESH—Spray anal opening and joint areas on head.
12. (OPTIONAL) TREASURE GOLD WAX—Using an artist brush, apply to trailing edges of scales on upper 1/2 of fish.
13. #101 GILL RED—Spray or brush heavy coat on gill rays.
14. #931 IRIDESCENT GOLD—Spray a light coat over entire fish.
15. #951 IRIDESCENT BLUE—Spray lightly over blue areas already established on fish.
16. #941 IRIDESCENT GREEN—Spray lightly on upper 1/2 of fish.
17. #911 IRIDESCENT RED—Spray lightly over lower 1/3 of body.
18. LIQUID CRYSTAL™—Spray entire fish with 3 heavy coats. Avoid runs and sags.

CHEM Oddities, Inc.

P.O. BOX 5125 ST. LOUIS, MISSOURI 63139